

## Why choose Silktrim?

- Supplied in long lengths, reducing site wastage costs
- Consistent high quality which means an end to rejects, reducing fixing time and total costs
- Silktrim's superior quality reduces the finishing time and with care requires only one top coat to complete the job
- Easy to work with, using conventional hand tools
- Available in a wide range of sizes and profiles
- Bespoke items are available on request
- MDF is defect free, giving you an extremely high quality, clean finish
- Prior to leaving our factory, Silktrim moulded profiles are spiral wrapped, using a clear polythene film, into easily handled mini-packs. This wrapping ensures that the goods arrive in factory fresh condition, and are protected from dust, both in transit and when in stock.
- Full FSC chain of custody certification
- Profiles manufactured in conjunction with ISO 9001:2000 Quality Assurance Scheme

## Environmental

As well as benefiting you, choosing Silktrim benefits the environment:

- Silktrim carries FSC chain of custody certification
- Minimises harmful CO<sub>2</sub> emissions
- Eliminates the need for waste transportation to approved landfill sites
- Exceeds the required environmental standards



## Technical Information

### Fixing Instructions

Silktrim MDF mouldings are easy to fix using traditional tools and materials.

Silktrim mouldings may be fixed in a similar manner to Softwood mouldings, although there is no need to allow for shrinkages, or to cross-nail mitred joints. Before being fixed in place, ends that are cut or notched on site should be re-sealed using primer/sealer or varnish.

### Conditioning

It is recommended that Silktrim mouldings are allowed to remain in the area of fixing for approximately 24 hours before use.

### Nailing

'Lost-head' nails are recommended, as these will reduce the need for filling and therefore reduce finishing time. These should be spaced at 600mm centres.

### Screw Fixing

Silktrim can be fixed using screws and wallplugs, although it is recommended that parallel threaded screws, threaded to the head of the screw in pre-drilled pilot holes be used.

### Filling

Any fixing holes should be filled using nitrocellulose or a good quality non-water based filler.

### Storage

Although mini-packs are supplied spiral-wrapped, we advise that you store Silktrim in dry conditions.

### Delivery

Standard Profiles will be delivered within 5 working days.



For orders or more information please contact:

James Donaldson Timber

Elm Park Sawmills, Leven, Fife KY8 4PS. Tel: 01333 422222 Fax: 01333 429469

email: [elmpark@donaldson-timber.co.uk](mailto:elmpark@donaldson-timber.co.uk)

North East Avenue, Brinscall, Chorley, Lancashire PR6 8RR

Tel: 01254 833500 Fax: 01254 833511

email: [chorley@donaldson-timber.co.uk](mailto:chorley@donaldson-timber.co.uk)

[www.don-timber.co.uk](http://www.don-timber.co.uk)






By buying products with the FSC label you are supporting the growth of responsible forest management worldwide

© 1996 Forest Stewardship Council A.C.

"Versatility, consistent high quality, extensive choice and ease of application ...the advantages of specifying Silktrim are clear."

# Silktrim



## Silktrim Mouldings - a cut above the rest






Silktrim is one of the UK's leading brands in MDF mouldings. The range includes architraves, skirtings, window boards, dados & rebated door casings and linings, with specials available on demand.

Silktrim mouldings are manufactured using Moisture Resistant MDF, and are twice primed as standard, with a minimum of two coats of a high solid content, water-based, white acrylic paint applied to the surface. This makes Silktrim mouldings of a consistent high-quality you can trust.

As Silktrim MDF mouldings have two coats of priming paint added, they are supplied and delivered to you in semi-finished form.

## Silktrim Mouldings - Profiles



Profile	Available Thicknesses (mm)						Available Widths (mm)									
	12	14.5	18	22	25	30	44	57	69	94	119	144	169	194		
 Dado Rail			✓					✓								
 Splayed & Rounded		✓	✓				✓		✓	✓	✓					
 Rounded One Edge		✓					✓	✓	✓	✓	✓					
 Rounded One Edge			✓				✓	✓	✓	✓	✓	✓				
 Lambs Tongue		✓					✓			✓	✓					
 Lambs Tongue			✓					✓	✓	✓	✓	✓				
 Torus		✓					✓	✓	✓	✓	✓	✓				
 Torus			✓				✓	✓	✓	✓	✓	✓	✓	✓	✓	
 Ogee		✓						✓	✓	✓	✓	✓				
 Ogee			✓					✓	✓	✓	✓	✓	✓			
	12	14.5	18	22	25	30	145	170	195	220	245	270	295			
 Window Board			✓				✓	✓	✓	✓						
 Window Board					✓		✓	✓	✓	✓	✓	✓	✓			
	12	14.5	18	22	25	30	79	88	95	100	105	110	143	150	155	170
 Standard Door Casing						✓		✓	✓	✓	✓	✓	✓	✓	✓	✓
 Fire Check Door Casing						✓	✓	✓	✓	✓	✓		✓		✓	✓

